

R K SARDA VIDYA ASHRAM

(Run under the Aegis of Shri RamKishore Sarda Seva trust)
Affiliated to C.B.S.E (Affiliation No.3330369)



Summer Vacation Home Assignment 2023-24

Class – I

*Summer is messy
, Summer is fun,
Trips to the beach,
In the hot, hot Sun,
Let's give summer,
A big fat cheer!*

Summer is the best time of the year.

Dear Parent,

We wish you and your child a very happy summer holidays. It's time to enjoy and relate a bond with family, friends and relatives. To utilize this time in the most constructive way we have prepared Holiday Homework for the students on the principle of 'learning by doing' for his /her holistic development.

Note:

- 1. Kindly make sure Summer Vacation Homework is written in the respective subject copy.**
- 2. This Homework is a part of Periodic Assessment – I as Subject Enrichment 5 – Marks.**

Subject wise work to be completed:

English:

- Complete the notes of unit 1 Marigold which shall be uploaded in the quick school ERP app
- Chapter 1,2 of grammar book (TIG-Tune into Grammar)
- Draw and colour/paste using craft papers- three houses of three pigs - Sonu, Monu, Gonu on an A-4 size sheet - based on ch- Three Little Pigs

ADDRESS :
Old Dhamtari Road
Opp. Mujgahan Police station
Post - Sejbahar, Raipur
Chhattisgarh - 492 015

PHONE NO.
+91-9826717981
+91-6267020803

EMAIL
principal@rksva.org
admin@rksva.org

Hindi :

1. स्वर और व्यंजन याद करें और हिंदी की कॉपी में 5 बार लिखें |
2. वर्णमाला व मात्राएँ याद करें और हिंदी की कॉपी में 5 बार लिखें |

Math:

- 1) Complete the worksheet attached
- 2) Chart paper Activity:- Draw a diagram of train and write forward counting from 1 to 20 on a colourful chart paper . Decorate or Colour it as you wish.
- 3) Draw a diagram of caterpillar and write backward counting from 20 to 1 on a colourful chart paper. Colour it

You can take the help from the drawing shown below-

**EVS:**

1. Take a chart paper, cut it into 8 pieces and do the activity in page no. 4 (chapter 1, Let's have fun).
2. Make a 3-D chart paper on sense organs and write functions of each.

Computer:

1. Activity based worksheet will be uploaded in Quick School ERP. Take the printout and do as directed.

Art:

1. Do Colouring in the Drawing book MAGIC WITH COLOURS page numbers: 8 , 9 , 10 , 13 , 15 , 17, 19 ,21 , 26 , 29

Music: Make A video of singing a school prayer and national anthem in school uniform.

Dance:

1. Make a 2 minute video of free style dance (any Bollywood song) with costume.
2. Learn 10 single and 10 double hand gestures and make a video of it. Use link below for practice

<https://youtu.be/bi5oVX0Sp9s>

<https://youtu.be/hsfq1FLnPsE>

P.E. Perform any 5 sitting Asanas and make a video with music.

Note: Take a pen drive save it with your name, class and store all the videos of home assignment.

ADDRESS :
Old Dhamtari Road
Opp. Mujgahan Police station
Post - Sejbahar, Raipur
Chhattisgarh - 492 015

PHONE NO.
+91-9826717981
+91-6267020803

EMAIL
principal@rksva.org
admin@rksva.org



R K SARDA VIDYA ASHRAM, RAIPUR
SUMMER VACATION
HOLIDAY HOMEWORK

Session: 2023-2024

Class –1

Subject – Mathematics

Name: _____ Roll No.: _____

General Instructions:

1. Answer all the questions.
2. Do Section A and B in Math classwork copy. Take a print of Section C and staple it in your C.W copy.
3. Subject enrichment of 5 marks will be given based on your performance

Section - A

Answer the following questions.

- Q1) What is the number names from 1 to 20?
- Q2) Write backward counting from 20 to 1?
- Q3) Circle the greatest number- 18, 12, 15, 7?
- Q4) Cross the smallest number 16, 3, 0, 11?
- Q5) Arrange in ascending order- 15, 11, 8, 19?
- Q6) Arrange in descending order- 8, 4, 11, 10?

SECTION-B

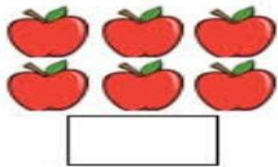
FILL IN THE BLANKS BY USING <, >, =

Q7) 20 ___ 15

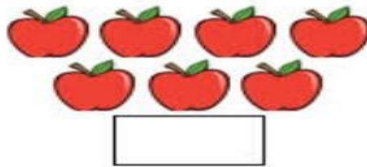
Q8).16 ___16

Q9). 11 ___16


SECTION-C
Count and write




+




=




+




=




+



=



+



=

Please help our Clever  Crab to count and write the numbers










	<input type="text"/>
	<input type="text"/>
	<input type="text"/>
	<input type="text"/>
	<input type="text"/>
	<input type="text"/>
	<input type="text"/>
	<input type="text"/>
	<input type="text"/>
	<input type="text"/>



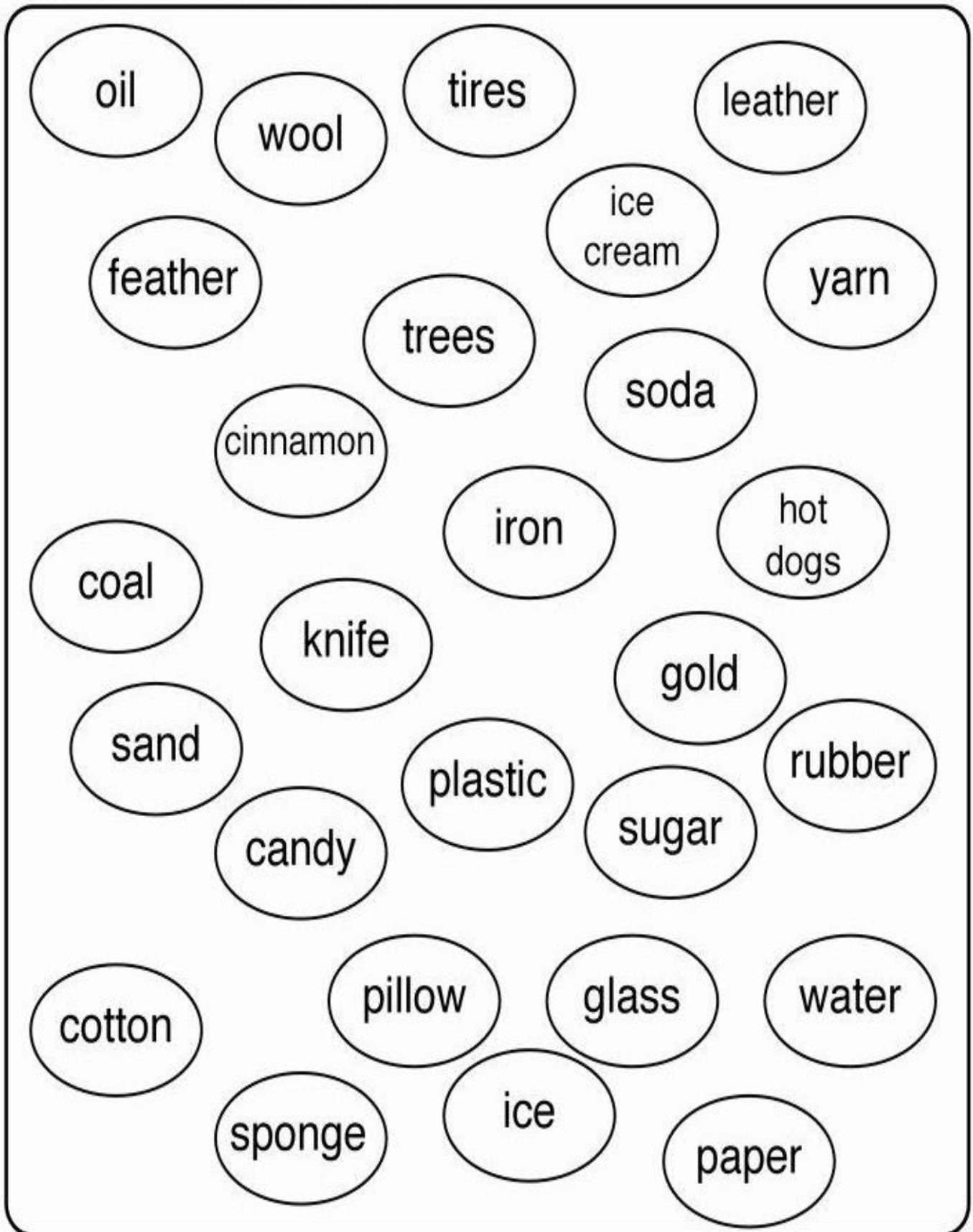
R K SARDA VIDYA ASHRAM
SUMMER VACATION WORKSHEET
Class : 1 Subject: Computer

Roll No. _____ Name _____


1. Colour the box given below each picture. Use green colour if the object is not a machine and blue colour if the object is a machine.

 <input data-bbox="233 965 422 1061" type="checkbox"/>	 <input data-bbox="651 965 841 1061" type="checkbox"/>	 <input data-bbox="1082 965 1272 1061" type="checkbox"/>
 <input data-bbox="228 1397 418 1494" type="checkbox"/>	 <input data-bbox="651 1397 841 1494" type="checkbox"/>	 <input data-bbox="1075 1397 1265 1494" type="checkbox"/>
 <input data-bbox="228 1850 418 1946" type="checkbox"/>	 <input data-bbox="660 1850 850 1946" type="checkbox"/>	 <input data-bbox="1082 1850 1272 1946" type="checkbox"/>


2. Colour the ovals with Natural Objects using GREEN colour and man-made objects using BLUE colour.



3. Circle the man-made objects from following –



4. Write 'E' if the machine runs on electricity, 'F' if the machine runs on fuel and 'H' if the machine runs on human power.



5. Colour the picture

